



<b>Situation Report: Confirmed COVID-19</b>	<b>Location: The Gambia</b>
<b>Date of Report: 18<sup>th</sup> Nov 2020</b>	<b>Investigation Start Date: 17<sup>th</sup> March 2020 as of 18hrs.</b>
<b>Prepared by:</b>	<b>Epidemiology and Disease Control Unit, MoH, The Gambia</b>

## I. HIGHLIGHTS

This is the 199<sup>th</sup> national situation report since the confirmation of the first case of the novel coronavirus disease (COVID-19) in The Gambia, on the 16th March 2020

- 3 of the COVID-19 patients in institutional isolation are on oxygen support
- No new COVID-19 related death recorded
- 1 new case registered, taking the total number of COVID-19 cases ever confirmed in the country to 3,706
  - This represents a 0.3% test positivity rate
  - The new case is a 55-year-old male
- 291 new laboratory test results received (17 from MRC and from 274 from NPHL)
  - No new test returned indeterminant / inconclusive
- No COVID-19 patient newly recovered or got discharged
- The country currently has no person in quarantine, 6 active cases and a crude case-fatality ratio of 3.3%

## COVID-19 SITUATION IN NUMBERS

### Globally

- Confirmed Cases: **56,555,289**
- Recoveries: **39,343,801**
- Deaths: **1,354,101**

### Senegal

- Confirmed Cases: **15,823**
- Recoveries: **15,433**
- Deaths: **329**

### The Gambia

- Confirmed Cases: **3,706**
- Recoveries: **3,578**
- Deaths: **122**

## II. EPIDEMIOLOGICAL DESCRIPTION

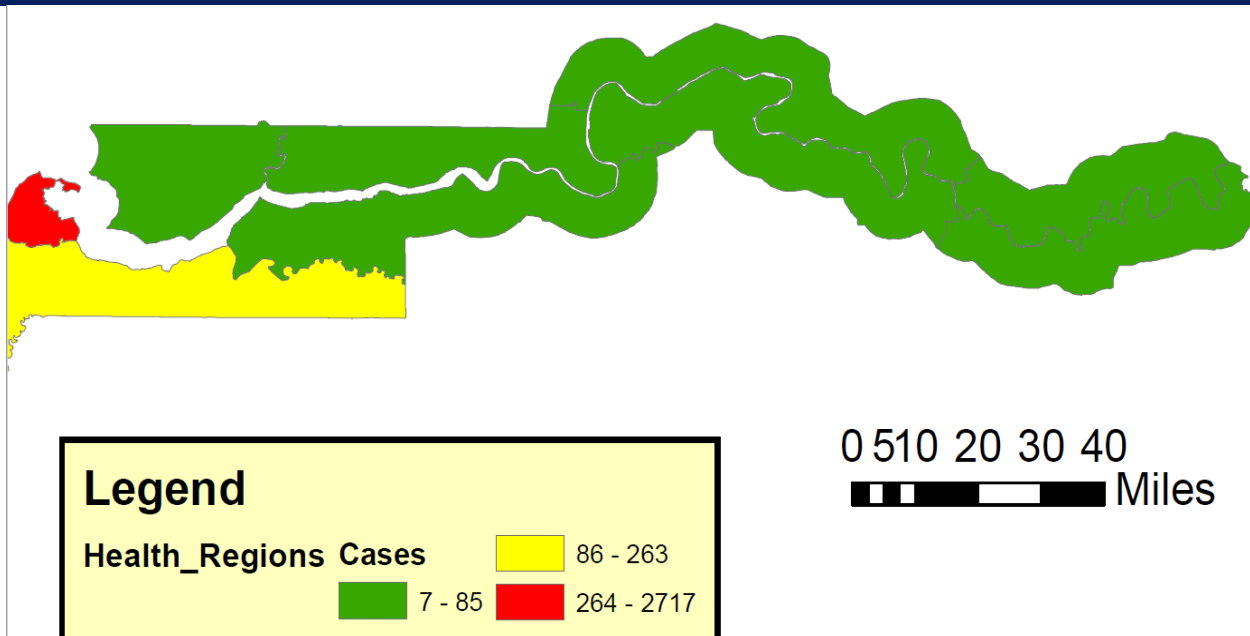


Figure 1: Distribution of COVID-19 Cases by Region, The Gambia, 2020

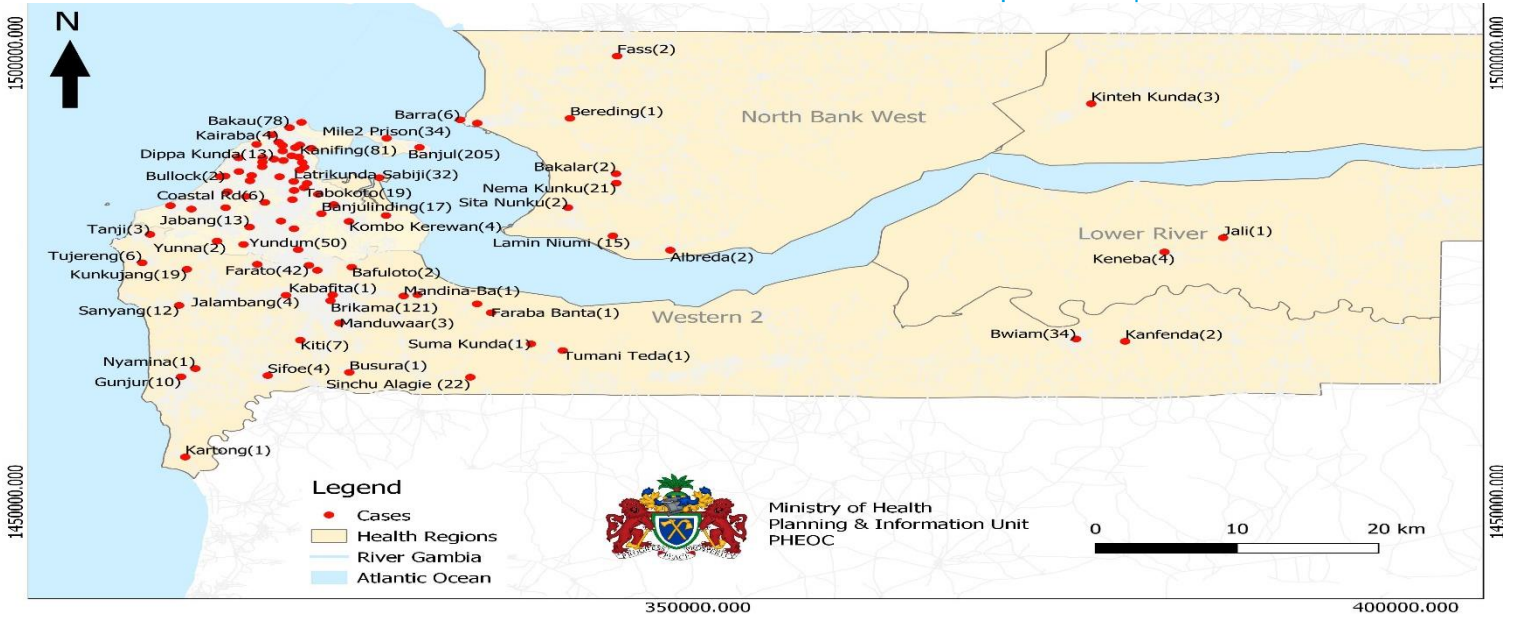


Figure 2: Distribution of COVID-19 cases in Western and North Bank West Regions, The Gambia, 2020

- All 7 health regions have reported cases of COVID-19 (See Fig. 1)
- Notwithstanding its population and size, Banjul recorded more cases than any other location within WR1(See Fig. 2)

Figures 3 and 4 are the age-sex distribution and the Epi-curve of confirmed cases by reported date, respectively.

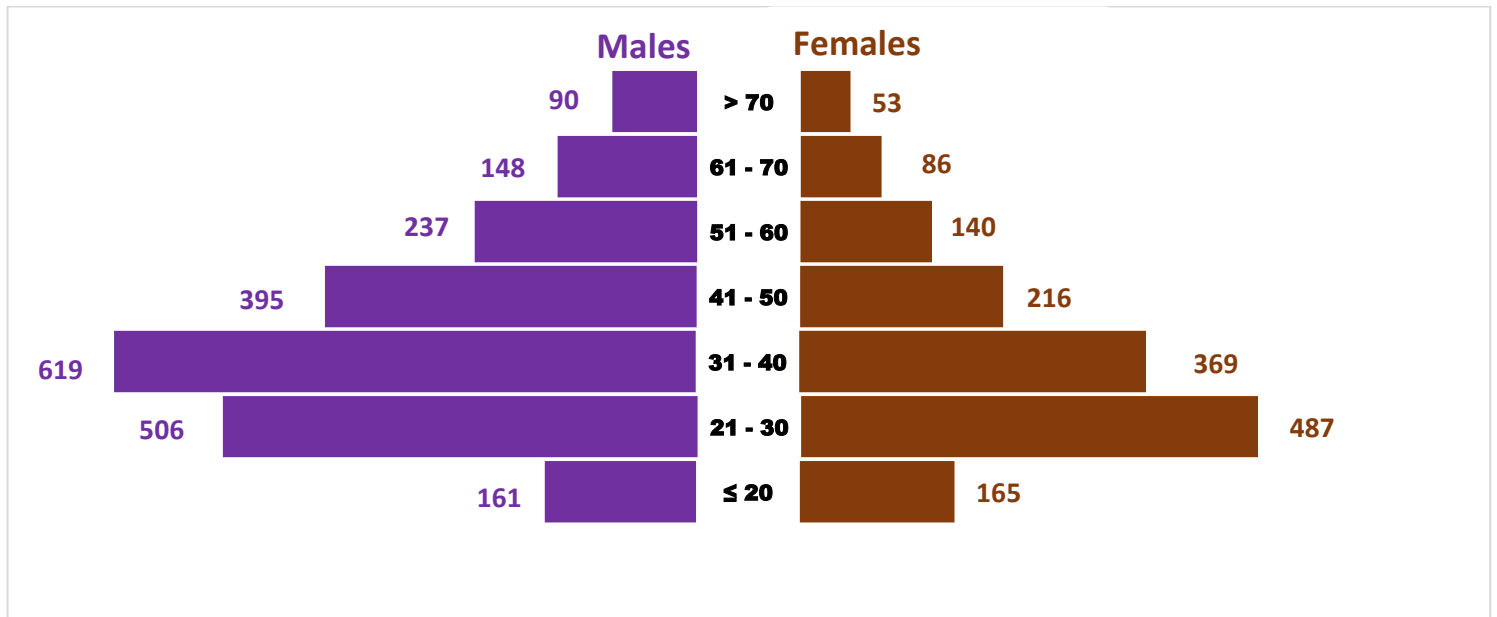
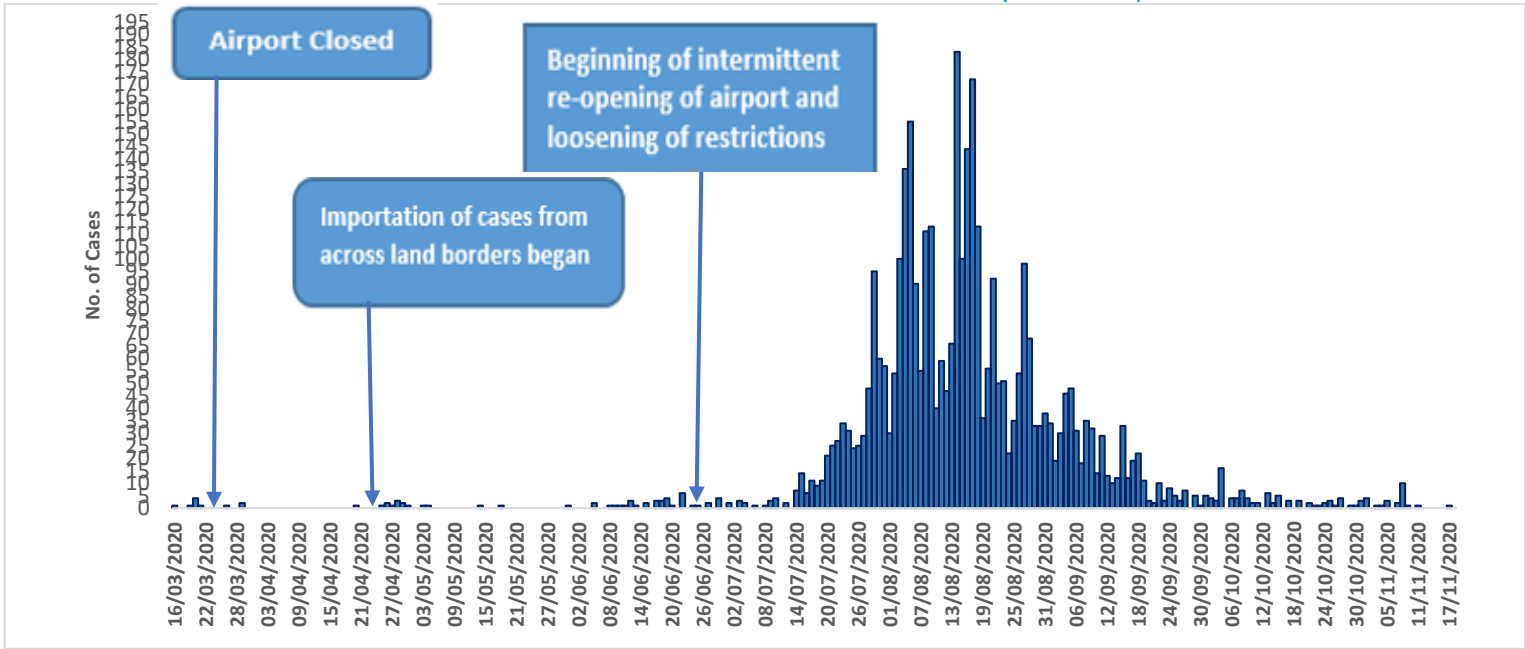


Fig. 3: Age-Sex Distribution of Confirmed COVID-19 Cases, The Gambia, 2020

\* This excludes the 27 confirmed cases whose demographic information are not yet available

- About 59% of the confirmed cases are males (See Fig. 3)
- About 62% of the confirmed cases are below age 40 (See Fig. 3)
- The only age category with a few more female cases than males is the “age 20 and less” category (See Fig. 3)



**Fig. 4:** Epidemic Curve of Laboratory-Confirmed Cases by Date Reported, COVID-19 Pandemic, The Gambia, 2020\*.

\* A considerable amount of time elapsed between date of reporting and the date of laboratory confirmation of some cases

- Three main waves of infection occurred – the pre airport closure wave, the importation from Senegal wave and the intermittent airport re-opening and loosening of restrictions wave (See Fig. 4)

**Table 1: Summary of New and Cumulative Public Health Response Outputs, COVID-19 Pandemic, The Gambia, 2020**

Status	New	Cumulative
No. of active cases in institutional isolation	4	
No. of COVID-19 patients on oxygen support	3	
No. of patients recovered and discharged	2	
In Quarantine	0	0
Completed Quarantine	0	2,726
Completed follow-up (asymptomatic people with travel history to affected countries) *	0	310
No. of Contact(s) Identified**	0	
No. of Contacts being monitored	0	
No. of Contacts who completed 14-day follow-up	0	14,664
No. of Contacts lost to follow-up	0	51
Total Tests conducted (Repeat Test (s))***	266 (25)***	23,639
Positive test result (Repeat Test (s))	1 (0)	3,706
Negative test result (Repeat Test (s))***	265 (25)***	18,791
Inconclusive test result (Repeat Test (s))***	0 (0)***	

\* Follow-up completed prior to the 17<sup>th</sup> March (when the first confirmed case was reported)

\*\* Includes both low-risk and high-risk contacts and not mutually exclusive with number quarantined (as some have been quarantined)

\*\*\* Includes repeat tests in bracket

**III. Major Response Activities**

**Table 2: Major response activities undertaken newly, COVID-19 Outbreak, The Gambia, 2020**

Component	Interventions
<b>Coordination</b>	<ul style="list-style-type: none"> <li>Daily coordination meetings held at both central and regional levels</li> </ul>
<b>Surveillance/ Laboratory</b>	<ul style="list-style-type: none"> <li>291 new laboratory test results received (17 from MRC and 274 from NPHL)</li> <li>Of these, no test result returned inconclusive or indeterminant and 1 new test returned positive for COVID-19</li> </ul>
<b>Case Management / Psychosocial Support &amp; Research</b>	<ul style="list-style-type: none"> <li>No new patient recovered or got discharged</li> </ul>

**RISK COMMUNICATION & COMMUNITY ENGAGEMENT**

Public Information Center Actions	Community Engagement Actions	Feedback from Public Engagement Actions			
		Toll Free Helpline: No. of people shared their concerns and asking questions/clarifications for available support services to address their needs	Radio phoning programme: No. of people shared their concerns and asking questions/clarifications for available support services to address their needs	TV phoning programme: No. of people shared their concerns and asking questions/clarifications for available support services to address their needs	pages: No. of people react to post and or shared their concerns and asking questions/clarifications for available support services to address their needs
Total No. of Calls received on toll free helpline	No. of communities reached on COVID-19 through messaging on prevention and access to services				
21	8	16	11	0	79

**IV. GAPS/CHALLENGES:**

- High site-specific test positivity rates being recorded at one of the testing sites (Keneba) in the hinterland
- Support for innovative countrywide risk communication strategies and activities on COVID-19 is suboptimal
- Security lapses at some of the treatment centers resulting in the abscondence of patients
- Dwindling compliance with mask-wearing requirements
- Low turn-out at COVID-19 sample collection sites resulting in fewer number of daily tests
- Denial, misinformation, stigma and discrimination against COVID-19 affected families
- The lack of a strong and reliable Internet connection at the NPHL is hampering the implementation of e-surveillance at the laboratory
- Uptick of COVID-19 among healthcare workers

## V. NEXT STEPS/RECOMMENDATIONS:

- Intensify risk communication and community engagement activities, on COVID-19 at community level, including at LUMOS, in a bid to curtail community transmission and dispel misinformation and denial
- More tests required in the catchment area of the MRC Keneba testing site to ascertain the extent of spread of COVID-19
- Security needs to be beefed up at all COVID-19 treatment/isolation centers to prevent the abscondence of patients
- Strengthen community-based surveillance in order to increase awareness and testing rates
- Thorough enforcement of the mandatory mask-wearing regulation
- Ensure there is reliable internet access at the NPHL to support the effective implementation of e-surveillance
- IPC measures should be strictly adhered to in all public and private health healthcare facilities
- Provision of adequate stocks of PPEs to all health facilities
- Health workers to observe all COVID-19 preventive measures including the donning of appropriate PPEs at all times

**For comments or questions, please contact:**  
**Sana .M. Sambou**  
 Public Health Emergency Operations Center  
 Epidemiology and Disease Control Unit, The Gambia  
**Email:** [sanasambou@hotmail.com](mailto:sanasambou@hotmail.com) **Phone:** +220 3516320/2422949

## PARTNERS

