



Situation Report: Confirmed COVID-19	Location: The Gambia
Date of Report: 31st Oct – 01st Nov 2020	Investigation Start Date: 17th March 2020 as of 18hrs.
Prepared by:	Epidemiology and Disease Control Unit, MoH, The Gambia

I. HIGHLIGHTS

This is the 184th national situation report since the confirmation of the first case of the novel coronavirus disease (COVID-19) in The Gambia, on the 16th March 2020

- No new COVID-19 related death recorded
 - Results of the only posthumous sample tested returned negative for COVID-19
- 7 new cases registered, taking the total number of COVID-19 cases ever confirmed in the country to 3,679
 - This represents a 9.2% test positivity rate (7 out of 76 total tests performed)
 - The median age of the new COVID-19 cases is 40 (range: 3 – 70 years)
- 76 new laboratory test results received (4 from MRC and 72 from NPHL)
 - No new test returned indeterminate / inconclusive
- 204 patients in self-isolation newly recovered and got discharged by the virtual clinics
- 3 more consultants from the UK-PHRST (UK Public Health Rapid Support Team) project recently arrived and have since been supporting the COVID-19 response
- The country currently has 160 active cases* and a crude case-fatality ratio of 3.2%

*The bulk of active cases are asymptomatic and are as such self-isolating at home pending the manifestation of symptoms

COVID-19 SITUATION IN NUMBERS

Globally

- Confirmed Cases: **46,805,168**
- Recoveries: **33,749,377**
- Deaths: **1,205,049**

Senegal

- Confirmed Cases: **15,630**
- Recoveries: **14,958**
- Deaths: **325**

The Gambia

- Confirmed Cases: **3,679**
- Recoveries: **3,400**
- Deaths: **119**

II. EPIDEMIOLOGICAL DESCRIPTION



Figure 1: Distribution of COVID-19 cases, The Gambia, September 2020

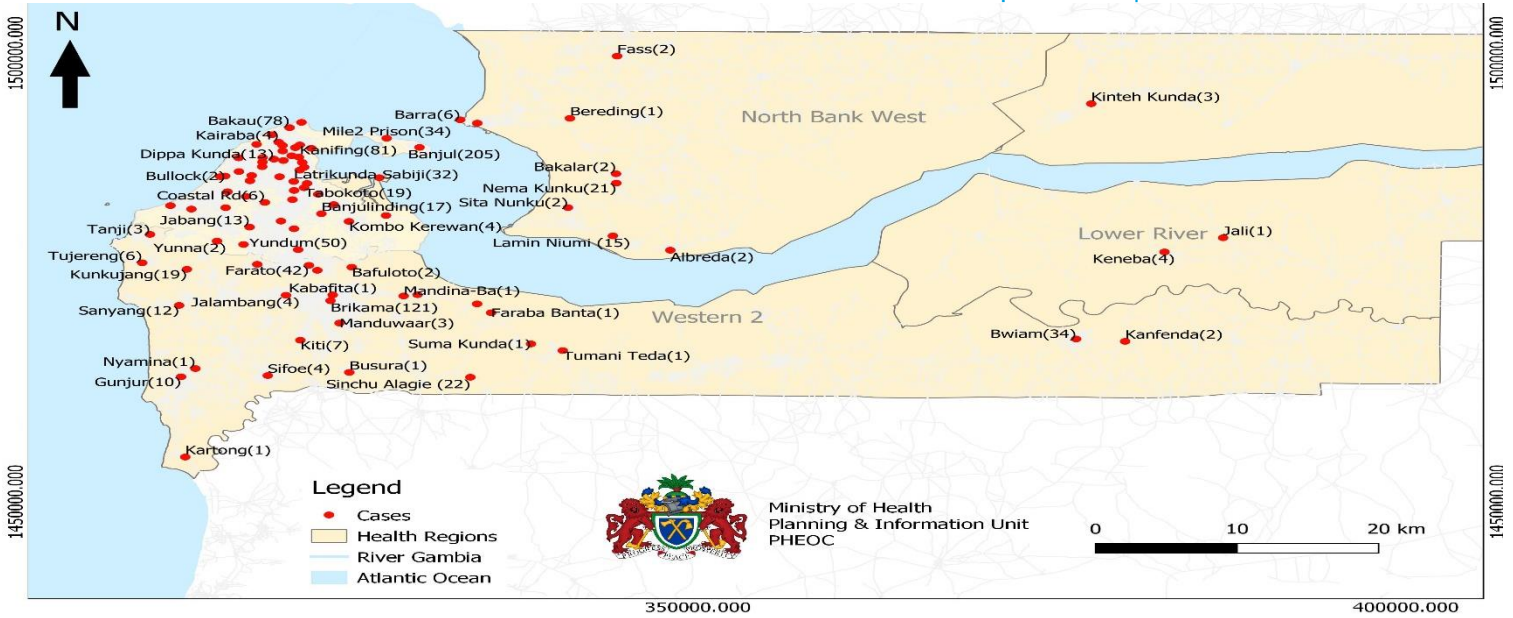


Figure 2: Distribution of COVID-19 cases in Western and North Bank West Regions, The Gambia, 2020

- All 7 health regions have reported cases of COVID-19 (See Fig. 1)
- Notwithstanding its population and size, Banjul recorded more cases than any other location within WR1(See Fig. 2)

Figures 3 and 4 are the age-sex distribution and the Epi-curve of confirmed cases by reported date, respectively.

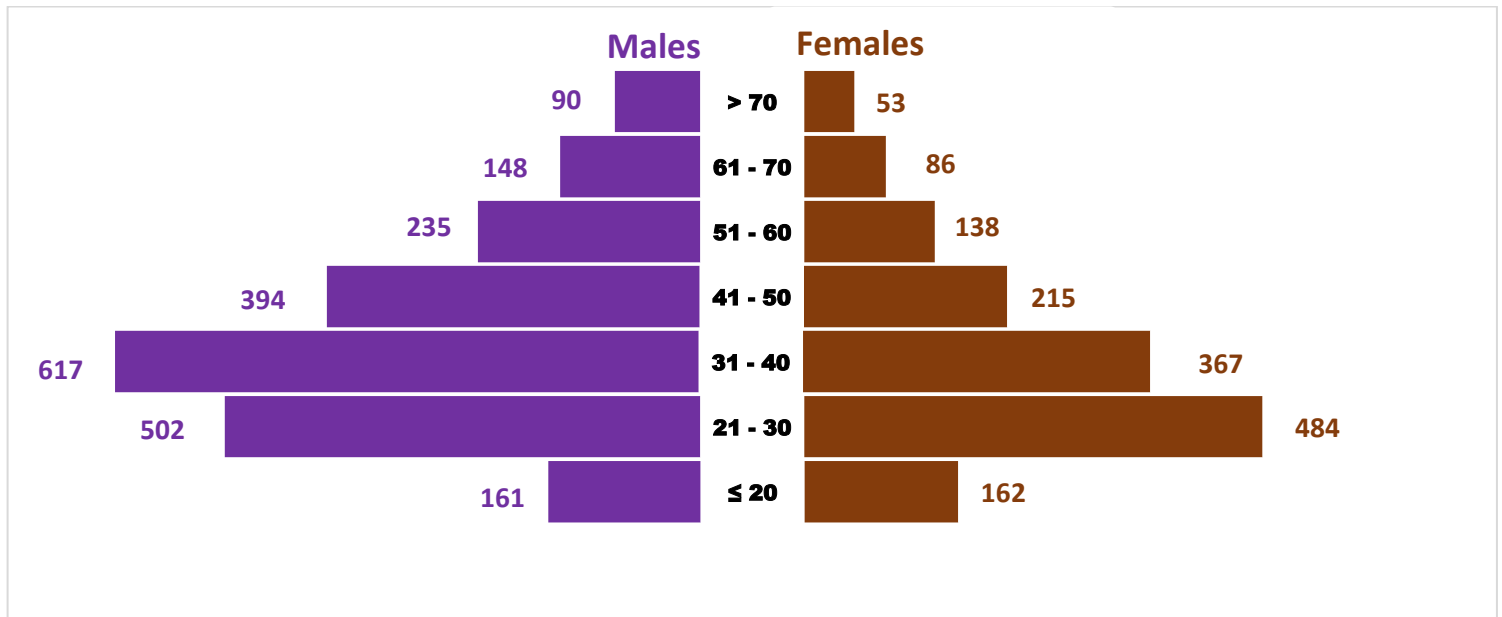


Fig. 3: Age-Sex Distribution of Confirmed COVID-19 Cases, The Gambia, 2020

- ^{*}This excludes the 27 confirmed cases whose demographic information are not yet available
- About 59% of the confirmed cases are males (See Fig. 3)
- About 62% of the confirmed cases are below age 40 (See Fig. 3)
- The only age category with a few more female cases than males is the “age 20 and less” category (See Fig. 3)

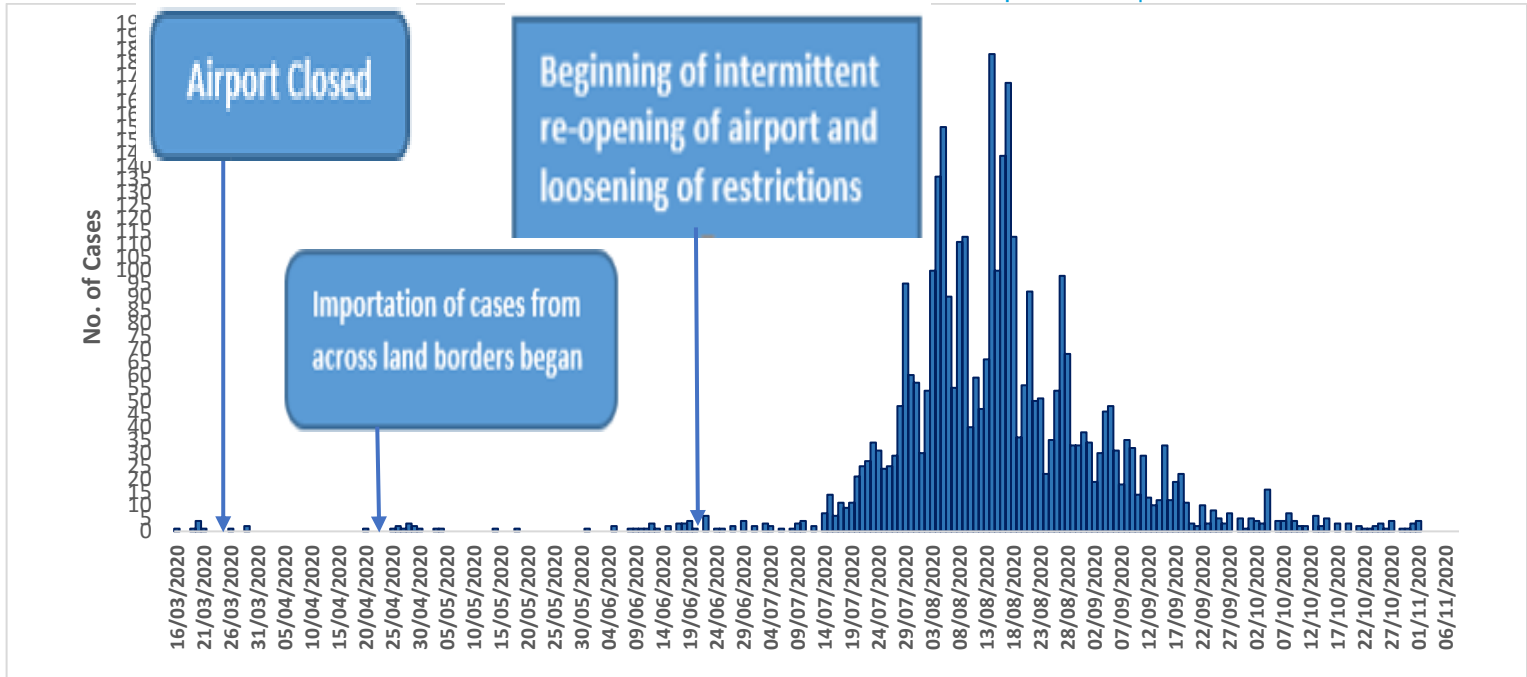


Fig. 4: Epidemic Curve of Laboratory-Confirmed Cases by Date Reported, COVID-19 Pandemic, The Gambia, 2020*.
 * A considerable amount of time elapsed between date of reporting and the date of laboratory confirmation of some cases

- Three main waves of infection occurred – the pre airport closure wave, the importation from Senegal wave and the intermittent airport re-opening and loosening of restrictions wave (See Fig. 4)

Table 1: Summary of New and Cumulative Public Health Response Outputs, COVID-19 Pandemic, The Gambia, 2020

Status	New	Cumulative
No. of active cases in institutional isolation	6	
No. of COVID-19 patients on oxygen support	0	
No. of patients recovered and discharged	204	
In Quarantine	0	4
Completed Quarantine	0	2,692
Completed follow-up (asymptomatic people with travel history to affected countries) *	0	310
No. of Contact(s) Identified**	0	
No. of Contacts being monitored	0	
No. of Contacts who completed 14-day follow-up	0	14,664
No. of Contacts lost to follow-up	0	51
Total Tests conducted (Repeat Test (s))***	56 (20)***	21,164
Positive test result (Repeat Test (s))	7 (0)	3,679
Negative test result (Repeat Test (s))***	49 (20)***	16,283
Inconclusive test result (Repeat Test (s))***	0 (0)***	

* Follow-up completed prior to the 17th March (when the first confirmed case was reported)

** Includes both low-risk and high-risk contacts and not mutually exclusive with number quarantined (as some have been quarantined)

*** Includes repeat tests in bracket

III. Major Response Activities

Table 2: Major response activities undertaken newly, COVID-19 Outbreak, The Gambia, 2020

Component	Interventions
Coordination	<ul style="list-style-type: none"> Daily coordination meetings held at both central and regional levels
Surveillance/ Laboratory	<ul style="list-style-type: none"> 76 new laboratory test results received (4 from MRC and 72 from NPHL) Of these, no test result returned inconclusive or indeterminant and 7 new tests returned positive for COVID-19
Case Management / Psychosocial Support & Research	<ul style="list-style-type: none"> 204 new patients recovered and got discharged
Logistics & Safety	<ul style="list-style-type: none"> 3 more consultants from the UK-PHRST (UK Public Health Rapid Support Team) project recently arrived and have since been supporting the COVID-19 response

RISK COMMUNICATION & COMMUNITY ENGAGEMENT

Public Information Center Actions	Community Engagement Actions	Feedback from Public Engagement Actions			
		Toll Free Helpline: No. of people shared their concerns and asking questions/clarifications for available support services to address their needs	Radio phoning programme: No. of people shared their concerns and asking questions/clarifications for available support services to address their needs	TV phoning programme: No. of people shared their concerns and asking questions/clarifications for available support services to address their needs	pages: No. of people react to post and or shared their concerns and asking questions/clarifications for available support services to address their needs
Total No. of Calls received on toll free helpline	No. of communities reached on COVID-19 through messaging on prevention and access to services				
22	16	18	5	0	107

IV. GAPS/CHALLENGES:

- A high site-specific test positivity rate registered at the MRC Keneba testing site
- Absence of community-based surveillance in most regions to shore up demand for COVID-19 tests
- Security lapses at some of the treatment centers resulting in the abscondence of patients
- Dwindling compliance with mask-wearing requirements
- Low turn-out at COVID-19 sample collection sites resulting in fewer number of daily tests
- Denial, misinformation, stigma and discrimination against COVID-19 affected families
- The lack of a strong and reliable Internet connection at the NPHL is hampering the implementation of e-surveillance at the laboratory
- Uptick of COVID-19 among healthcare workers

V. NEXT STEPS/RECOMMENDATIONS:

- More tests required in the catchment area of the MRC Keneba testing site to ascertain the extent of spread of COVID-19
- Security needs to be beefed up at all COVID-19 treatment/isolation centers to prevent the abscondence of patients
- Urgently institute a robust community-based surveillance system in order to increase testing
- Thorough enforcement of the mandatory mask-wearing regulation
- Ensure there is reliable internet access at the NPHL to support the effective implementation of e-surveillance
- IPC measures should be strictly adhered to in all public and private health healthcare facilities
- Provision of adequate stocks of PPEs to all health facilities
- Health workers to observe all COVID-19 preventive measures including the donning of appropriate PPEs at all times
- Intensify RCCE activities at community level in a bid to curtail the ongoing community transmission and dispel misinformation and denial

For comments or questions, please contact:
Sana .M. Sambou
 Public Health Emergency Operations Center
 Epidemiology and Disease Control Unit, The Gambia
Email: sanasambou@hotmail.com **Phone:** +220 3516320/2422949

PARTNERS

