



<b>Situation Report: Confirmed COVID-19</b>		<b>Location: The Gambia</b>	
<b>Date of Report: 15<sup>th</sup> Dec 2020</b>		<b>Investigation Start Date: 17<sup>th</sup> March 2020 as of 18hrs.</b>	
<b>Prepared by:</b>	<b>Epidemiology and Disease Control Unit, MoH, The Gambia</b>		

## I. HIGHLIGHTS

This is the 222<sup>nd</sup> national situation report since the confirmation of the first case of the novel coronavirus disease (COVID-19) in The Gambia, on the 16th March 2020

- No new COVID-19 related death registered
  - No posthumous sample collected
- No new COVID-19 case recorded
- 263 new laboratory test results received from NPHL
  - No new test returned indeterminate
- No COVID-19 patient newly got discharged
- Whilst no person was newly taken into quarantine, no new people were discharged either
- No COVID-19 patient is currently on oxygen therapy
- The country currently has 9 people in quarantine, 6 active cases and a crude case-fatality ratio of 3.3%
  - \*4 recently confirmed cases absconded from the Sanatorium

## COVID-19 SITUATION IN NUMBERS

### Globally

- Confirmed Cases: **73,799,872**
- Recoveries: **51,808,773**
- Deaths: **1,640,905**

### Senegal

- Confirmed Cases: **17,216**
- Recoveries: **16,243**
- Deaths: **350**

### The Gambia

- Confirmed Cases: **3,786**
- Recoveries: **3,653**
- Deaths: **123**

## II. EPIDEMIOLOGICAL DESCRIPTION

Recent Tests Conducted Per 100,000 Pop. by Region

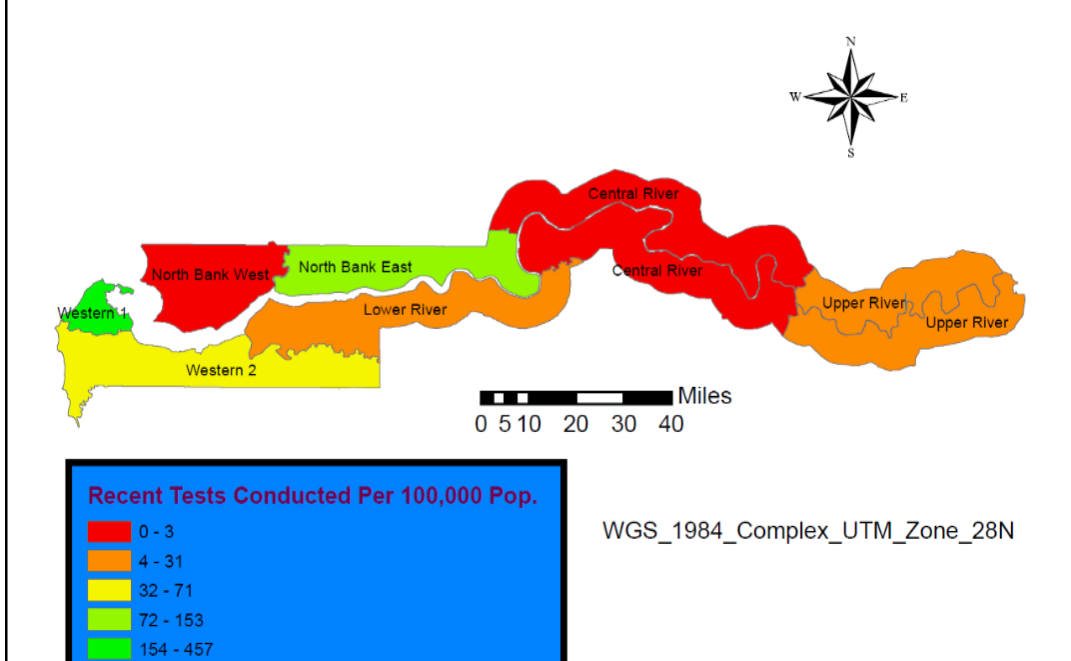


Figure 1: Geographic Distribution of Recent Tests Conducted Per 100,000 Pop. by Region, The Gambia, Nov. 11<sup>th</sup> – Dec. 10<sup>th</sup>

Distribution of Recent Cases Per 100,000 Pop. by Region

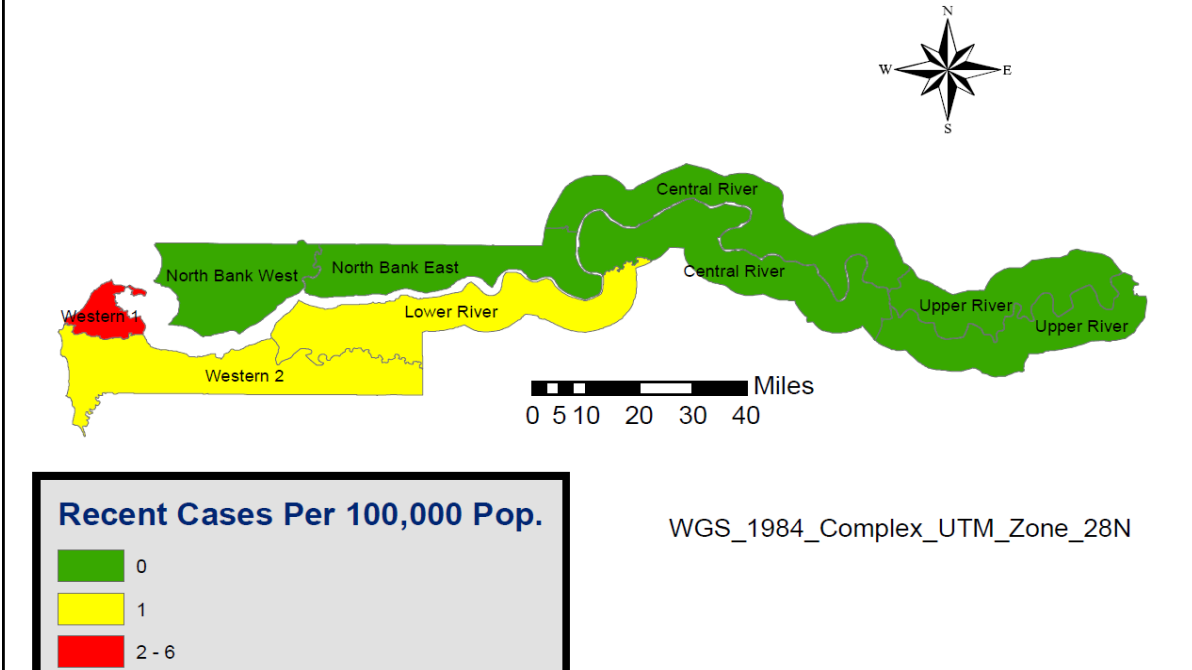


Figure 2: Geographic Distribution of Recent COVID-19 Cases Per 100,000 Pop. by Region, The Gambia, Nov. 11<sup>th</sup> – Dec. 10<sup>th</sup>

- Western 1 Health Region has a disproportionately higher number of cases than all the health regions (See Fig. 1)
- Regions furthest from testing sites had the lowest testing rates over the last 30 days (See Fig. 2)

Figures 3 and 4 are the age-sex distribution and the Epi-curve of confirmed cases by reported date, respectively.

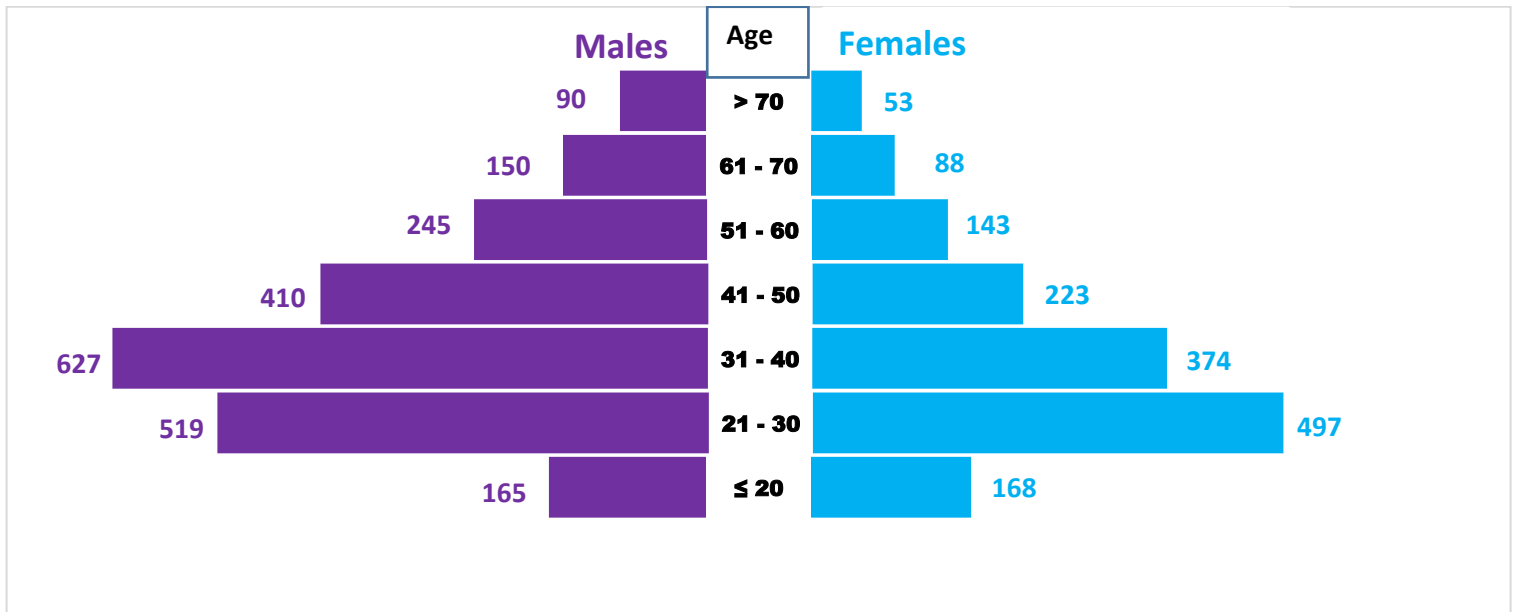
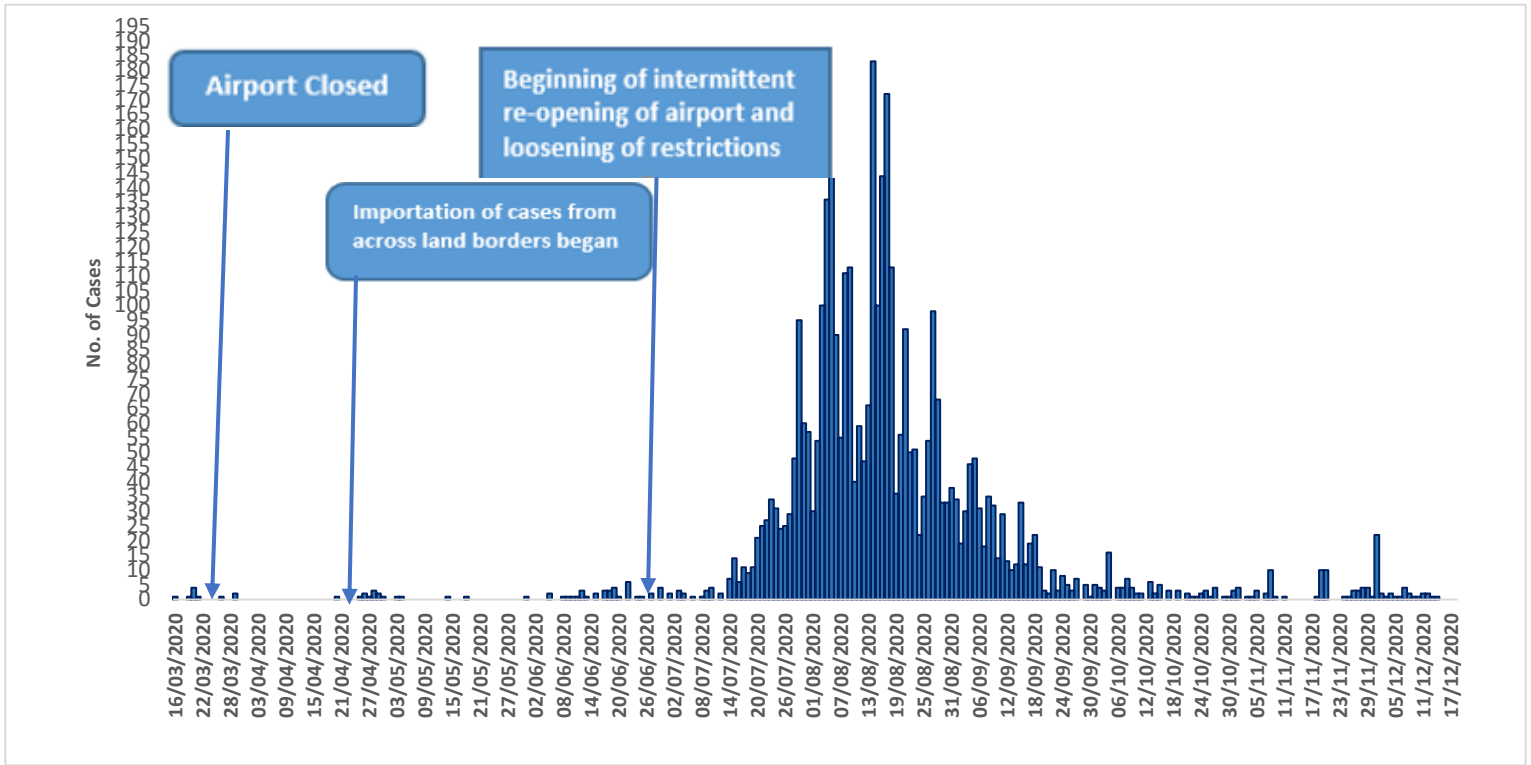


Fig. 3: Age-Sex Distribution of Confirmed COVID-19 Cases, The Gambia, 2020

- <sup>\*</sup>This excludes the 27 confirmed cases whose demographic information are not yet available
- About 59% of the confirmed cases are males (See Fig. 3)

- About 62% of the confirmed cases are below age 40 (See Fig. 3)
- The only age category with a few more female cases than males is the “age 20 and less” category (See Fig. 3)



**Fig. 4:** Epidemic Curve of Laboratory-Confirmed Cases by Date Reported, COVID-19 Pandemic, The Gambia, 2020\*.  
 \* A considerable amount of time elapsed between date of reporting and the date of laboratory confirmation of some cases

- Three main waves of infection occurred – the pre airport closure wave, the importation from Senegal wave and the intermittent airport re-opening and loosening of restrictions wave (See Fig. 4)

**Table 1: Summary of New and Cumulative Public Health Response Outputs, COVID-19 Pandemic, The Gambia, 2020**

Status	New	Cumulative
No. of active cases in institutional isolation		5
No. of COVID-19 patients on oxygen support		0
No. of patients recovered and discharged	0	
In Quarantine	0	9
Completed Quarantine	0	2,777
Completed follow-up (asymptomatic people with travel history to affected countries) *	0	310
No. of Contact(s) Identified**	0	
No. of Contacts being monitored	94	
No. of Contacts who completed 14-day follow-up	0	14,724
No. of Contacts lost to follow-up	0	51
Total Tests conducted (Repeat Test (s))***	233 (30)***	27,974
Positive test result (Repeat Test (s))	0 (0)	3,786
Negative test result (Repeat Test (s))***	233 (30)***	23,064
Inconclusive test result (Repeat Test (s))***	0 (0)***	

\* Follow-up completed prior to the 17<sup>th</sup> March (when the first confirmed case was reported)

\*\* Includes both low-risk and high-risk contacts and not mutually exclusive with number quarantined (as some have been quarantined)

\*\*\* Includes repeat tests in bracket

### III. Major Response Activities

**Table 2: Major response activities undertaken newly, COVID-19 Outbreak, The Gambia, 2020**

Component	Interventions
<b>Coordination</b>	<ul style="list-style-type: none"> <li>Daily coordination meetings held at both central and regional levels</li> </ul>
<b>Surveillance/ Laboratory</b>	<ul style="list-style-type: none"> <li>263 new laboratory test results received</li> <li>Of these, no test result returned inconclusive or indeterminant and no new test returned positive for COVID-19</li> </ul>
<b>Case Management / Psychosocial Support &amp; Research</b>	<ul style="list-style-type: none"> <li>No COVID-19 patient is currently on oxygen therapy</li> <li>No new COVID-19 patient got discharged</li> </ul>

#### Risk Communication & Community Engagement

Total No. of Calls received on toll free helpline	No. of communities reached on COVID-19 through messaging on prevention and access to services	Toll Free Helpline: No. of people shared their concerns and asking questions/clarifications for available support services to address their needs	Radio phoning programme: No. of people shared their concerns and asking questions/clarifications for available support services to address their needs	TV phoning programme: No. of people shared their concerns and asking questions/clarifications for available support services to address their needs	Social Media pages: No. of people react to post and or shared their concerns and asking questions/clarifications for available support services to address their needs
<b>32</b>	<b>21</b>	<b>32</b>	<b>10</b>	<b>0</b>	<b>86</b>

### IV. GAPS/CHALLENGES:

- CBS activities not translating to increase in the number of daily tests being conducted
- Regions furthest from testing sites had the lowest testing rates over the last 30 days
- Support for innovative countrywide risk communication strategies and activities on COVID-19 is suboptimal
- Security lapses at some of the treatment centers resulting in the abscondence of patients
- Dwindling compliance with mask-wearing requirements
- Low turn-out at COVID-19 sample collection sites resulting in fewer number of daily tests
- Denial, misinformation, stigma and discrimination against COVID-19 affected families
- The lack of a strong and reliable Internet connection at the NPHL is hampering the implementation of e-surveillance at the laboratory

### V. NEXT STEPS/RECOMMENDATIONS:

- CBS activities need to be synchronized with MRC's ILI surveillance to spur up testing rates in the hinterland
- Expedite the process of having testing sites in CRR and NBW
- Intensify risk communication and community engagement activities, on COVID-19 at community level, including at LUMOS, in a bid to curtail community transmission and dispel misinformation and denial
- More tests required in the catchment area of the MRC Keneba testing site to ascertain the extent of spread of COVID-19

- Security needs to be beefed up at all COVID-19 treatment/isolation centers to prevent the abscondence of patients
- Strengthen community-based surveillance in order to increase awareness and testing rates
- Thorough enforcement of the mandatory mask-wearing regulation
- Ensure there is reliable internet access at the NPHL to support the effective implementation of e-surveillance
- IPC measures should be strictly adhered to in all public and private health healthcare facilities
- Provision of adequate stocks of PPEs to all health facilities
- Health workers to observe all COVID-19 preventive measures including the donning of appropriate PPEs at all times

**For comments or questions, please contact:**  
**Sana .M. Sambou**  
 Public Health Emergency Operations Center  
 Epidemiology and Disease Control Unit, The Gambia  
**Email:** [sanasambou@hotmail.com](mailto:sanasambou@hotmail.com) **Phone:** +220 3516320/2422949

**PARTNERS**

