



<b>Situation Report: Confirmed COVID-19</b>		<b>Location: The Gambia</b>	
<b>Date of Report: 03<sup>rd</sup> Jan 2021</b>		<b>Investigation Start Date: 17<sup>th</sup> March 2020 as of 18hrs.</b>	
<b>Prepared by:</b>	<b>Epidemiology and Disease Control Unit, MoH, The Gambia</b>		

## I. HIGHLIGHTS

This is the 237<sup>th</sup> national situation report since the confirmation of the first case of the novel coronavirus disease (COVID-19) in The Gambia, on the 16th March 2020

- 1 more death registered, bringing the total number of COVID-19 related deaths recorded to 125
  - The decedent was a 75-year-old man who sought to be tested - a day prior to his demise - on account of being sick with flu-like symptoms
- 4 new cases registered, taking the total number of COVID-19 cases ever confirmed in the country to 3,806
  - The median age of the new cases is 69 (range: 17 to 75 years)
  - All but 1 of the newly confirmed cases are epi-linked to the deceased case
- 570 new laboratory test results received from NPHL
  - Of these, 4 new samples tested positive, representing a test positivity rate of 0.7%
- While 43 high-risk contacts [of recently confirmed cases] have been identified and their follow-up began in earnest, 2 have completed their 14-day follow-up period
- 8 new patients recovered and got discharged
- Whilst 12 people were newly taken into quarantine, 10 were discharged
- The country currently has 15 people in quarantine, 4 active cases and a crude case-fatality ratio of 3.3%

## COVID-19 SITUATION IN NUMBERS

### Globally

- Confirmed Cases: **85,494,695**
- Recoveries: **60,446,455**
- Deaths: **1,850,263**

### Senegal

- Confirmed Cases: **19,697**
- Recoveries: **17,515**
- Deaths: **421**

### The Gambia

- Confirmed Cases: **3,806**
- Recoveries: **3,677**
- Deaths: **125**

## II. EPIDEMIOLOGICAL DESCRIPTION

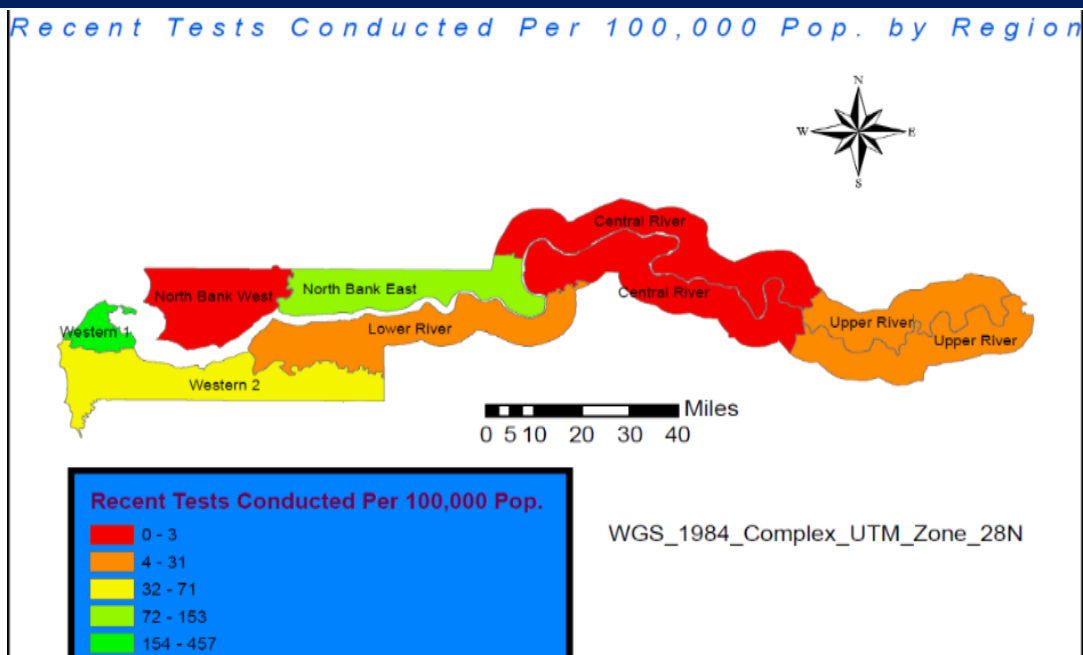


Figure 1: Geographic Distribution of Recent Tests Conducted Per 100,000 Pop. by Region, The Gambia, Nov. 11<sup>th</sup> – Dec. 10<sup>th</sup>

Distribution of Recent Cases Per 100,000 Pop. by Region

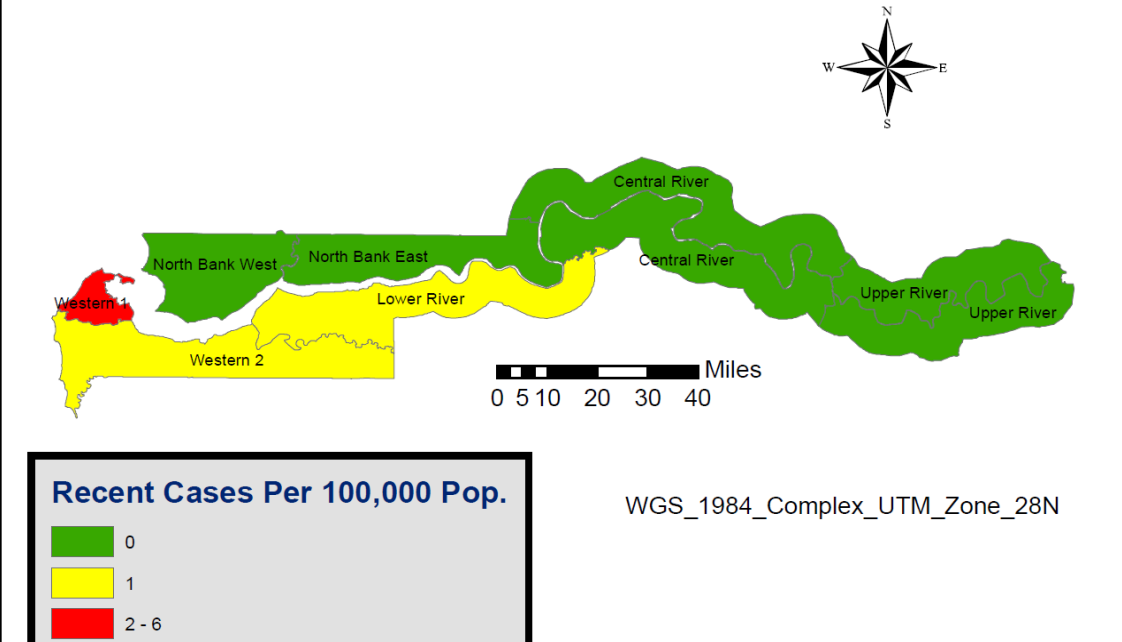


Figure 2: Geographic Distribution of Recent COVID-19 Cases Per 100,000 Pop. by Region, The Gambia, Nov. 11<sup>th</sup> – Dec. 10<sup>th</sup>

- Western 1 Health Region has a disproportionately higher number of cases than all the health regions (See Fig. 1)
- Regions furthest from testing sites had the lowest testing rates over the last 30 days (See Fig. 2)

Figures 3 and 4 are the age-sex distribution and the Epi-curve of confirmed cases by reported date, respectively.

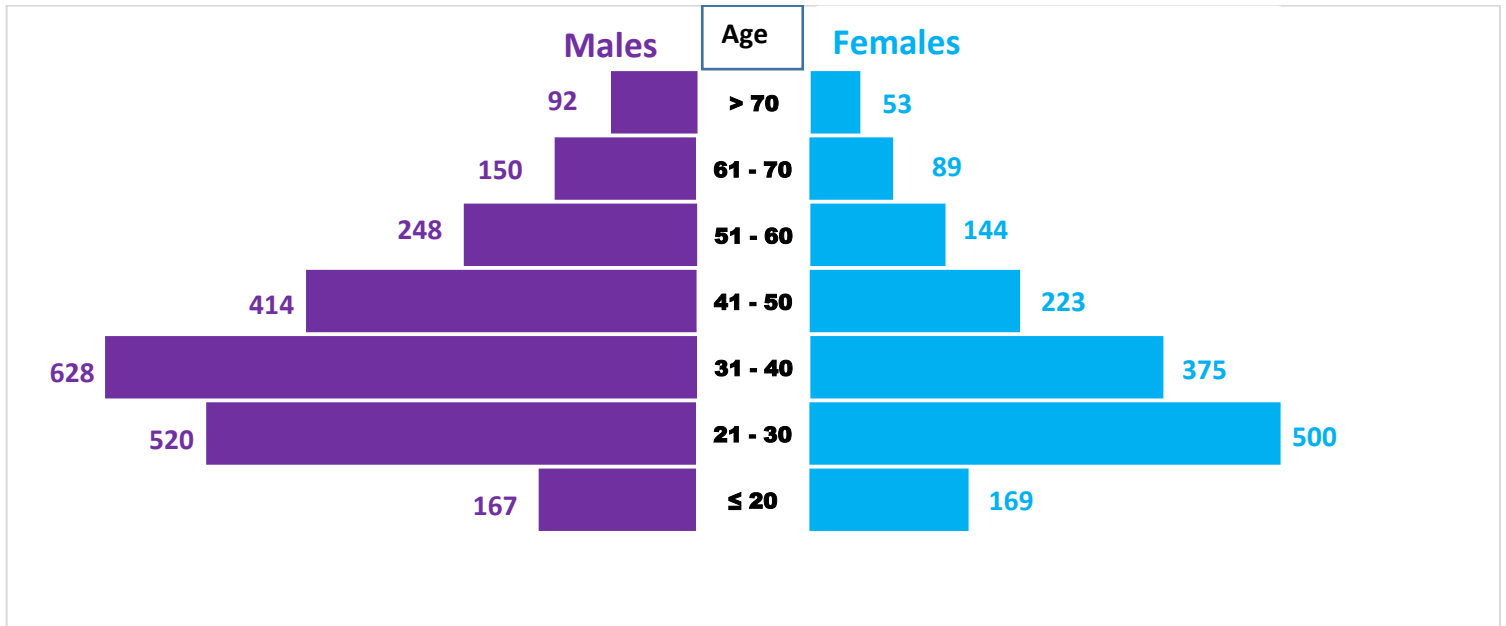
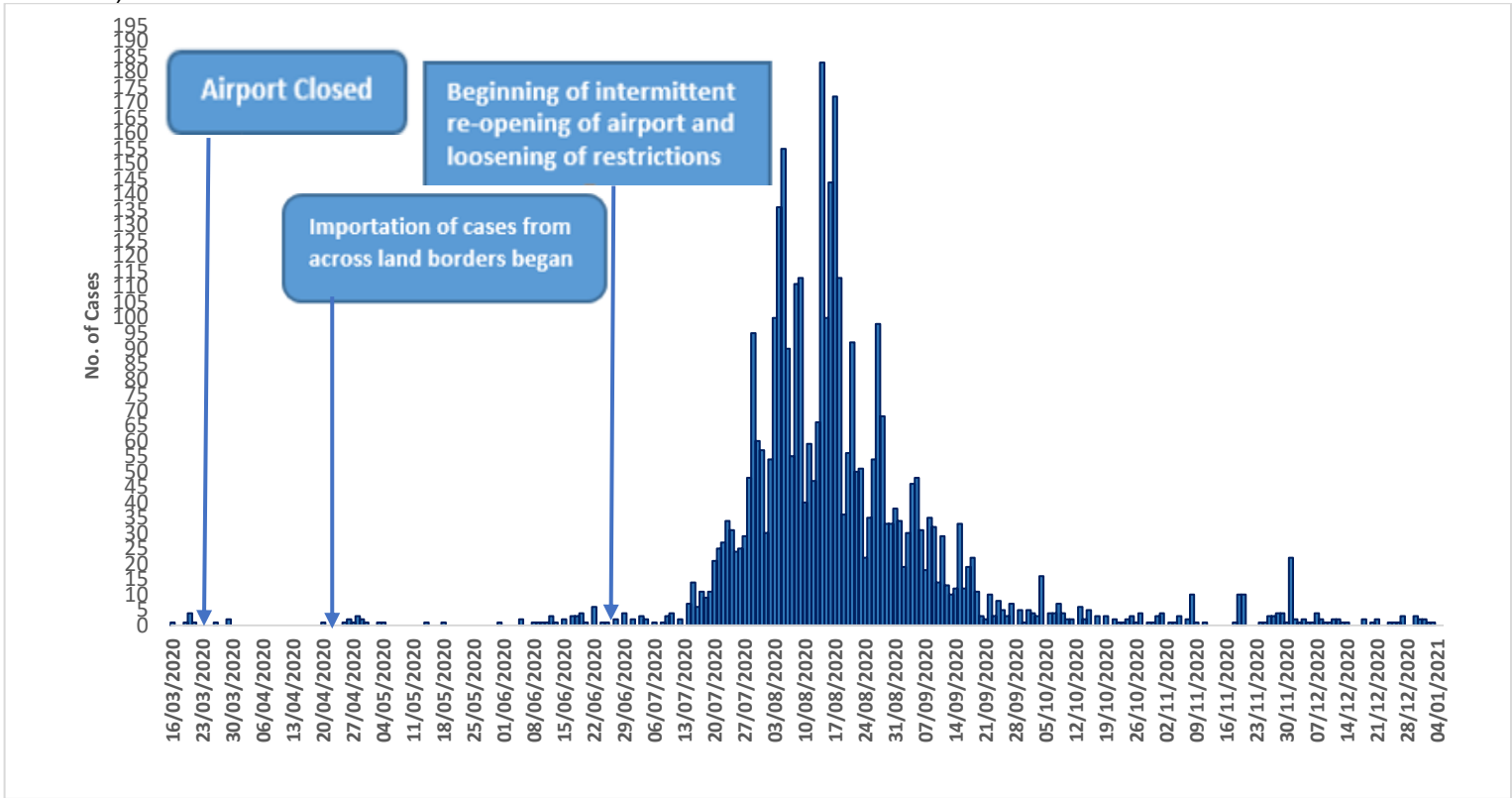


Fig. 3: Age-Sex Distribution of Confirmed COVID-19 Cases, The Gambia, 2020

\* This excludes the 27 confirmed cases whose demographic information are not yet available

- About 59% of the confirmed cases are males (See Fig. 3)
- About 62% of the confirmed cases are below age 40 (See Fig. 3)

- The only age category with a few more female cases than males is the “age 20 and less” category (See Fig. 3)



**Fig. 4:** Epidemic Curve of Laboratory-Confirmed Cases by Date Reported, COVID-19 Pandemic, The Gambia, 2020\*.  
 \* A considerable amount of time elapsed between date of reporting and the date of laboratory confirmation of some cases

- Three main waves of infection occurred – the pre airport closure wave, the importation from Senegal wave and the intermittent airport re-opening and loosening of restrictions wave (See Fig. 4)

**Table 1: Summary of New and Cumulative Public Health Response Outputs, COVID-19 Pandemic, The Gambia, 2020**

Status	New	Cumulative
No. of active cases in institutional isolation		4
No. of COVID-19 patients on oxygen support		0
No. of patients recovered and discharged	8	
In Quarantine	12	15
Completed Quarantine	10	2,941
Completed follow-up (asymptomatic people with travel history to affected countries) *	0	310
No. of Contact(s) Identified**	43	
No. of Contacts being monitored	93	
No. of Contacts who completed 14-day follow-up	2	14,784
No. of Contacts lost to follow-up	0	51
Total Tests conducted (Repeat Test (s))***	505 (65)***	31,012
Positive test result (Repeat Test (s))	4 (0)	3,806
Negative test result (Repeat Test (s))***	83 (28)***	25,904
Inconclusive test result (Repeat Test (s))***	0 (0)***	

\* Follow-up completed prior to the 17<sup>th</sup> March (when the first confirmed case was reported)

\*\* Includes both low-risk and high-risk contacts and not mutually exclusive with number quarantined (as some have been quarantined)

\*\*\* Includes repeat tests in bracket

### III. Major Response Activities

**Table 2: Major response activities undertaken newly, COVID-19 Outbreak, The Gambia, 2020**

Component	Interventions
<b>Coordination</b>	<ul style="list-style-type: none"> <li>Daily coordination meetings held at both central and regional levels</li> </ul>
<b>Surveillance/ Laboratory</b>	<ul style="list-style-type: none"> <li>570 new laboratory test results received from NPHL</li> <li>Of these, while no test result returned inconclusive or indeterminant, 4 new samples tested positive</li> <li>While 43 high-risk contacts [of recently confirmed cases] have been identified and their follow-up began in earnest, 2 have completed their 14-day follow-up period</li> </ul>
<b>Case Management / Psychosocial Support &amp; Research / IPC</b>	<ul style="list-style-type: none"> <li>8 new COVID-19 patients got discharged</li> <li>No patient is currently on oxygen therapy</li> </ul>

### IV. GAPS/CHALLENGES:

- CBS activities not translating to increase in the number of daily tests being conducted
- Regions furthest from testing sites had the lowest testing rates over the last 30 days
- Support for innovative countrywide risk communication strategies and activities on COVID-19 is suboptimal
- Security lapses at some of the treatment centers resulting in the abscondence of patients
- Dwindling compliance with mask-wearing requirements
- Low turn-out at COVID-19 sample collection sites resulting in fewer number of daily tests
- Denial, misinformation, stigma and discrimination against COVID-19 affected families
- The lack of a strong and reliable Internet connection at the NPHL is hampering the implementation of e-surveillance at the laboratory

### V. NEXT STEPS/RECOMMENDATIONS:

- CBS activities need to be synchronized with MRC's ILI surveillance to spur up testing rates in the hinterland
- Expedite the process of having testing sites in CRR and NBW
- Intensify risk communication and community engagement activities, on COVID-19 at community level, including at LUMOS, in a bid to curtail community transmission and dispel misinformation and denial
- More tests required in the catchment area of the MRC Keneba testing site to ascertain the extent of spread of COVID-19
- Security needs to be beefed up at all COVID-19 treatment/isolation centers to prevent the abscondence of patients
- Strengthen community-based surveillance in order to increase awareness and testing rates
- Thorough enforcement of the mandatory mask-wearing regulation
- Ensure there is reliable internet access at the NPHL to support the effective implementation of e-surveillance
- IPC measures should be strictly adhered to in all public and private health healthcare facilities

- Provision of adequate stocks of PPEs to all health facilities
- Health workers to observe all COVID-19 preventive measures including the donning of appropriate PPEs at all times

**For comments or questions, please contact:**  
**Sana .M. Sambou**  
Public Health Emergency Operations Center  
Epidemiology and Disease Control Unit, The Gambia  
**Email:** [sanasambou@hotmail.com](mailto:sanasambou@hotmail.com) **Phone:** +220 3516320/2422949

**PARTNERS**

