



Situation Report: Confirmed COVID-19		Location: The Gambia	
Date of Report: 27 th September 2021		Investigation Start Date: 17 th March 2020 as of 18hrs.	
Prepared by:	Epidemiology and Disease Control Unit, MoH, The Gambia		

I. HIGHLIGHTS

This is the 379th national situation reports since the confirmation of the first case of the coronavirus disease (COVID-19) in The Gambia, on the 16th March 2020

- No new COVID-19-related death registered, bringing the total to 338 (Crude Case-Fatality Ratio, 3.4%)
- No new case registered (cumulative cases 9,934)
- No new case reported for 2 consecutive days 26th & 27th September 2021
- The test positivity rate is 0 (171), NPHL – 149(0 positive) MRCG – 22 (0 Positives)
 - Three (3) cases are currently on oxygen therapy
- No new cases were newly discharged from the treatment centres, while seven (7) got discharged at least 10 days from the day they tested positive but evaded institutional isolation
- No new contacts traced and monitored

COVID-19 SITUATION IN NUMBERS

Globally

- Confirmed Cases: 233,474,435
- Recoveries: 210,236,176
- Deaths: 4,777,023

Senegal

- Confirmed Cases: 73,757
- Recoveries: 71,694
- Deaths: 1,855

The Gambia

- Confirmed Cases: 9,934
- Active Cases: 8
- Recoveries: 9,588
- Deaths: 338

II. EPIDEMIOLOGICAL DESCRIPTION

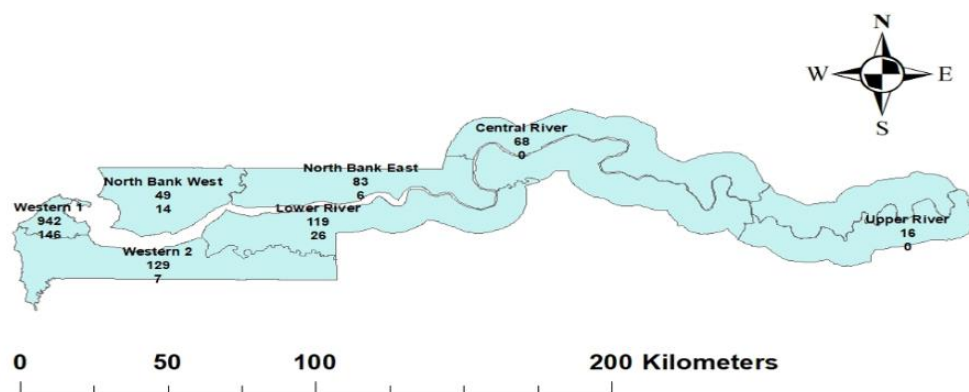
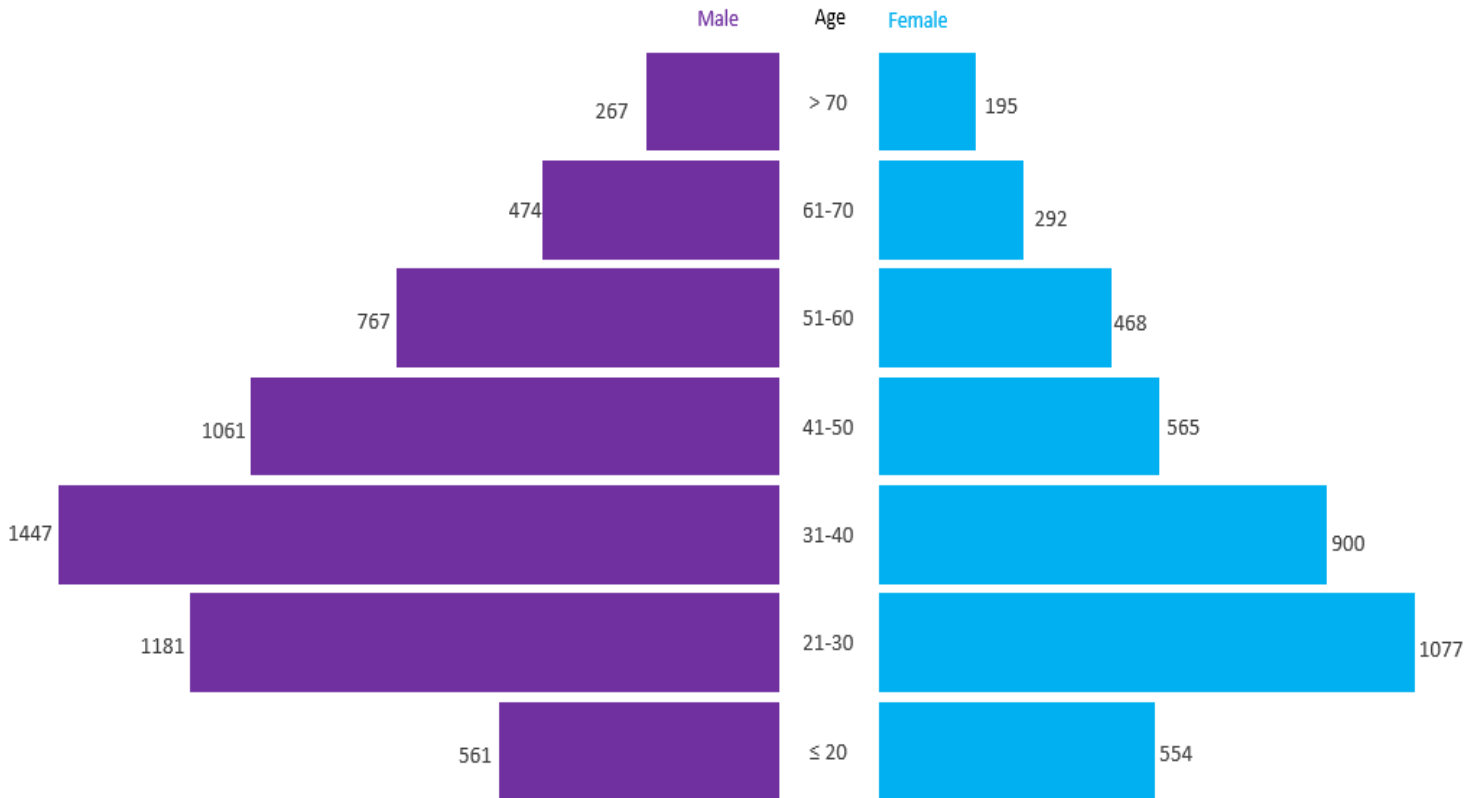


Fig 1:Geographic Distribution of COVID-19 cases per 100,000 Pop. by Region since the start of Pandemic to 31st August 2021(Number Above) and the month of August 2021(Number below) in The Gamiba

- Western 1 Health Region has a disproportionately higher number of cases than all the health regions (**See Fig. 1**)
- Below are the age-sex distribution and the Epi-curve of confirmed cases by reported date, respectively (**See Fig. 2 and 3**)

Fig 2: Age-Sex Distribution of Confirmed COVID-19 Cases, The Gambia, 2021



✧ This excludes the 27 confirmed cases whose demographic information are not yet available
 About 59% of the confirmed cases are males (**See Fig. 2**)
 About 58.6% of the confirmed cases are 40 years below (**See Fig. 2**)

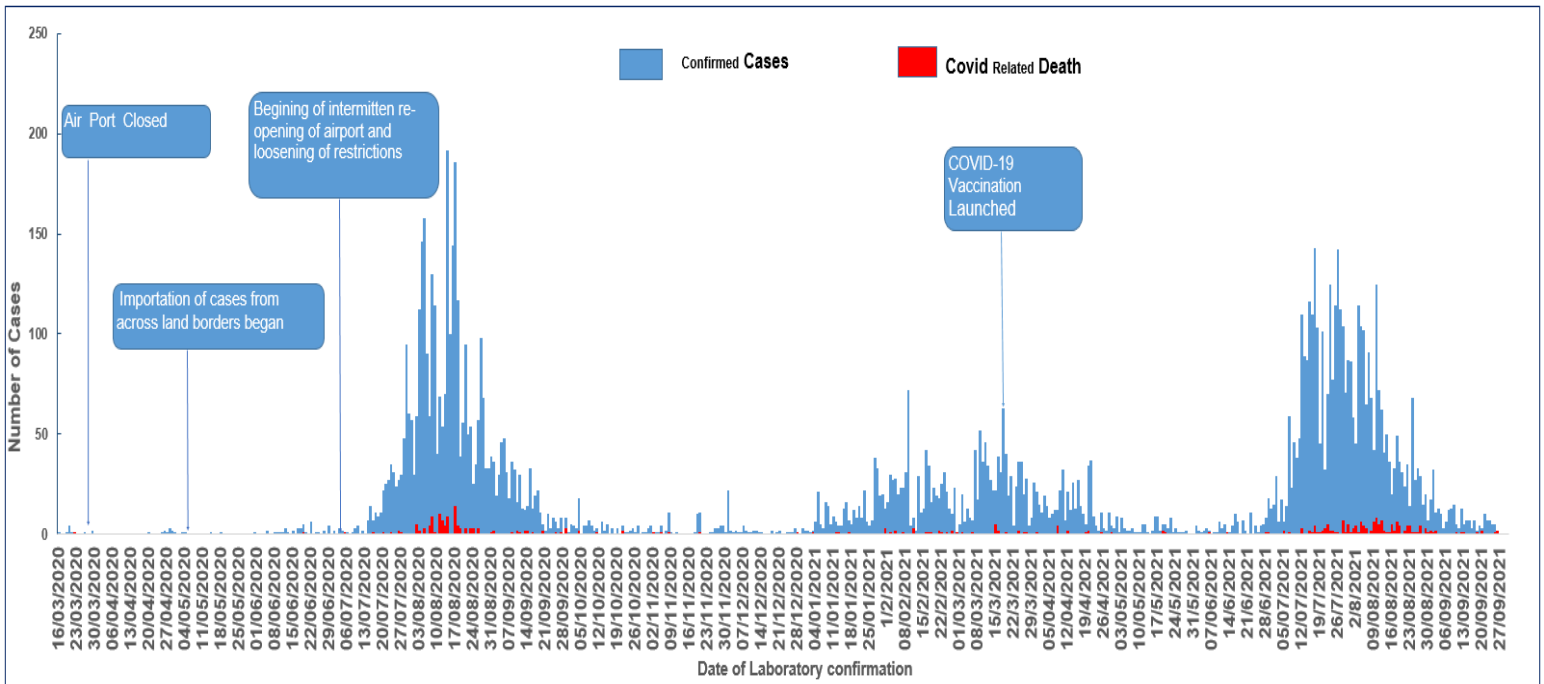


Fig. 3: Epidemic Curve of Laboratory-Confirmed Cases Reported daily, COVID-19 Pandemic, The Gambia, 16th March 2020-10th August 2021*.

A considerable amount of time elapsed between date of reporting and the date of laboratory confirmation of some cases

- Three main waves of infection occurred – the pre airport closure wave, the importation from Senegal wave and the intermittent airport re-opening and loosening of restrictions wave (**See Fig. 3**)

Status	New	Cumulative
No. of active cases in institutional isolation		8
No. of COVID-19 patients on oxygen support		3
No. of patients recovered and discharged	7	
In Hotel Quarantine	0	19
Completed Hotel Quarantine	0	5,240
Completed follow-up (asymptomatic people with travel history to affected countries) *	0	310
No. of Contact(s) Identified**	0	
No. of Contacts being monitored	0	
No. of Contacts who completed 14-day follow-up	0	17,119
No. of Contacts lost to follow-up	0	58
Total Tests conducted (Repeat Test (s))***	171(0)***	110,639
Positive test result (Repeat Test (s))	0(0)	9,934
Negative test result (Repeat Test (s))***	171(0)***	99,451
Inconclusive test result (Repeat Test (s))***	0(0)***	

Table 2: Summary of New and Cumulative Public Health Response Outputs, COVID-19 Pandemic, The Gambia, 2021

* Follow-up completed prior to the 17th March (when the first confirmed case was reported)

** Includes both low-risk and high-risk contacts and not mutually exclusive with number quarantined (as some have been quarantined) *** Includes repeat tests in bracket

III. MAJOR RESPONSE ACTIVITIES

Component	Interventions
Coordination	<ul style="list-style-type: none"> • <i>Coordination meetings held at both central and regional levels</i>
Surveillance/ Laboratory	<ul style="list-style-type: none"> • <i>A total of 171 new laboratory test results received 22 from MRCG and 149 from NPHL</i> <ul style="list-style-type: none"> ○ <i>Of these, no test result returned inconclusive or indeterminate, no new samples tested positive</i>
Case Management / Psychosocial Support & Research / IPC	<ul style="list-style-type: none"> • <i>No new COVID-19 related death recorded</i> • <i>No patient was newly discharged from treatment centres</i> • <i>No new contact traced and monitored</i> • <i>Three (3) COVID-19 patients are currently on oxygen therapy</i>

Table 3: Major response activities undertaken newly, COVID-19 Outbreak, The Gambia, 2021

IV. GAPS/CHALLENGES:

- CBS activities not translating to increase in the number of daily tests being conducted
- Support for innovative countrywide risk communication strategies and activities on COVID-19 is suboptimal
- Dwindling compliance with mask-wearing requirements
- Low turn-out at COVID-19 sample collection sites resulting in fewer number of daily tests
- Denial, misinformation, stigma and discrimination against COVID-19 affected families.
- Low COVID 19 Vaccination coverage rate

V. NEXT STEPS/RECOMMENDATIONS:

- CBS activities need to be synchronized with MRC's ILI surveillance to spur up testing rates in the hinterland.
- Intensify risk communication and community engagement activities, on COVID-19 at community level, including at LUMOS, in a bid to curtail community transmission and dispel misinformation and denial and vaccine hesitancy
- Strengthen community-based surveillance to increase awareness and testing rates
- Thorough enforcement of the mandatory mask-wearing regulation
- IPC measures should be strictly adhered to in all public and private health healthcare facilities
- Provision of adequate stocks of PPEs to all health facilities
- Health workers to observe all COVID-19 preventive measures always including the donning of appropriate PPEs
- Intensify activities geared to increase COVID-19 vaccination coverage at all levels

For comments or questions, please contact:
Sana M. Sambou
Public Health Emergency Operations Center
Epidemiology and Disease Control Unit, The Gambia
Email: sanamsambou@hotmail.com **Phone:** +220 3516320/2422949

PARTNERS

